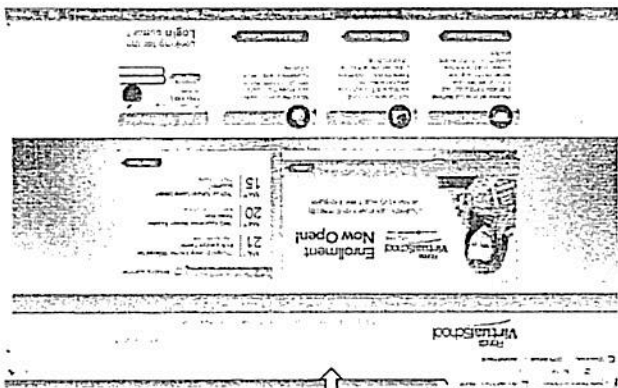



Creating a Student Account for Florida Virtual School (FLVS)


Log in to the computer
 Launch the internet
 Go to www.flvs.net
 Click on "Sign Up"




Click on
 "New Students Start Here"



Click on "I live in Florida"
 Choose "Duval" from the drop down box
 Choose "Public/Charter School Student"
 Click "Continue" arrow

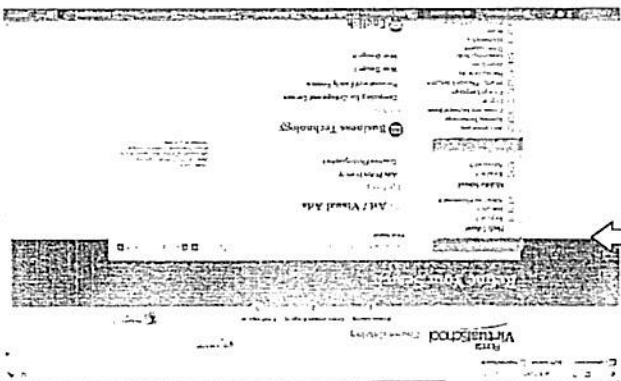

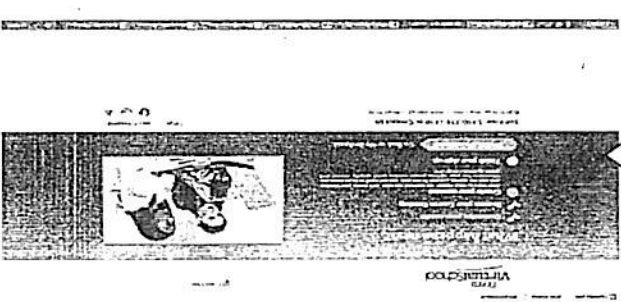



Click on "Browse Course Catalog"



Note: FLVS is a separate school from Ed. White. If you encounter problems with registering, logging in, passwords, or assignments, contact FLVS 1-800-374-1430. Thank you!

Creating a Student Account for Florida Virtual School (FLVS)

	<p>Under Education Level – High School Check “Regular”, “Honors”, and “Advanced Placement” Scroll down the Course List until you find the class you need. Note: Health Opportunities through Physical Education (HOPE) is on screen #3</p>
	<p>Select Segments/Semesters you need to take by clicking on 1 and/or 2. You will see a green checkmark appear in the box, when you click on the segment. Choose your preferred start date. The date you select will appear in the box. Click on “Add to Backpack” under Course Availability. Click Add More Courses” or “Continue”.</p>
	<p>Click on “Create My Account”</p>
	<p>Complete the information as requested. Select Ed. White as your physical school. Select your counselor (according to your last name): K. Grubbs A-G L. Baker H-M H. Allen N-S M. Bryan T-Z Note: Write down the log in and password the system provides for you! This information is only available on your screen.</p>

Note: FLVS is a separate school from Ed. White. If you encounter problems with registering, logging in, passwords, or assignments, contact FLVS 1-800-374-1430. Thank you!

Watch your email for course notifications. FLVs will contact you via email when you can start working on assignments.